
Tools to create classroom games

Baamboozle

A tool to gamify your classroom by creating educational games and quizzes.



Basics

- Make educational game and review game
- Online or in the classroom
- No student accounts needed to play
- Suitable for all ages
- Play in teams
- Enable/disable power-ups



Baamboozle

Devices: PC, projector

Main usage: Create educational games

AI Integration: NO


Pros: Online or in the classroom; no student accounts or device needed to play; suitable for all ages; Easy set-up; customizable number of teams and power up; different themes for the boxes enhancing vocabulary and speaking

Cons: No possibility to add proper multiple coiches



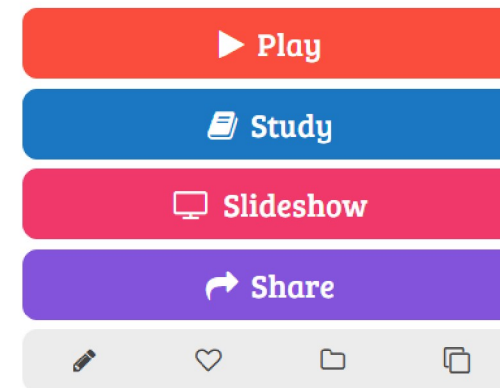
Zero preparation needed

You just open Baamboozle in your class and jump straight into a game!
It's perfect as a warmer, concept checker, review lesson.




Online or classroom play

- Play from a single device on a projector, smart board or in an online lesson
- No student accounts are needed
- Easy set-up
- Other options: study or slideshow



An effective teaching tool

- Students have to reproduce the answers, not just recognize them.
- Learning is in context, in a highly engaging and competitive environment.
- The **study mode** puts the power back in your students' hands.



3 Clues, 1 Word - good for language learning!

Sing a song - fun warm up, sing a song starting from the word you get!

B





Team 1		Team 2		Team 3	
1	2	3	4	5	
6	7	8	9	10	
11	12	13	14	15	

B

Teams

1 2 3 4 5 6 7 8

Options Power-Ups Themes

-  **Space**
Vocabulary
-  **Sports**
Vocabulary
-  **Clothing**
Vocabulary
-  **Jobs**
Vocabulary








B

Team 1		Team 2	
			
			
			
			

B

Team 1		Team 2	
0	0	0	0
			
			
			
			



Team 1		Team 2	
			
			
			
			

B

COLLECTIONS
The best of Baamboozle

<p>The Past Tenses Games of the simple past, past continuous, past perfect, and past perfect continuous</p>	<p>Jobs & Professions Learning about and reviewing different occupations and professions</p>	<p>Articulation Targets: K G T D A variety of activities targeting the following sounds: /k/, /g/, /t/, /d/</p>	<p>Seasons: Winter A series of games for the chilly winter solstice</p>	<p>Mindful Classroom Weekly check-ins, mindful moments, confidence boosters and coping skills for students</p>	<p>Countable & Uncountable Nouns Many fun ways to review different types of nouns</p>
<p>Guess the Word Mystery words hidden behind clues, hints and images</p>	<p>The Continuous (Progressive) Tenses All of the present continuous (present progressive), past continuous (past progressive), and future continuous (future progressive) together in one collection</p>	<p>I Spy I spy some articulation, clues and riddles as well as some excited students</p>	<p>Idioms Common English phrases and expressions</p>	<p>Name 3 Things A Baamboozle favorite, a series of name "something" games</p>	<p>Digraphs Articulation games to review the digraph sounds</p>



Now you try it!



- Group 1 will create a game for Group 2, and vice versa.
- Each game should include **6 questions with images (15 points each)**.
- Once finished, **share the game links on Padlet**.


Have fun! ;)

LearningApps


A versatile tool to create games, quizzes and tests.




Learning Apps




Matching Pairs




Group assignment



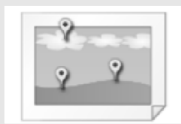
Number line




Simple order




Freetext input




Matching Pairs on Images



Multiple-Choice Quiz



Cloze text



Audio/Video with notices




The Millionaire Game



Group-Puzzle



Crossword



Word grid



Where is what?



Guess the word



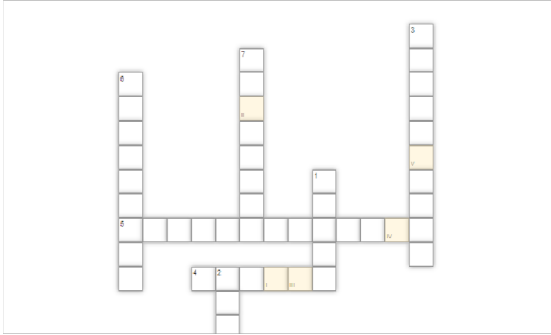
Horse race



Pairing Game



Guess



Learning Apps

It is a versatile tool for learners, teachers and teacher trainers who want to use or create a variety of different activities to practise **the full range of language systems** (grammar, vocabulary and pronunciation) and **language skills** (reading, listening, speaking and writing).

Devices: Pc, smartphone

Main usage: small interactive, multimedia exercises.

Pros: The exercises can be created and used very easily online. A number of templates (assignment exercises, multiple choice tests, etc.) are available; lots of already made activities. Share the link or the **QR code** with your students



How to use it for language teaching



Powerful resource for:

- Cloze test
- Crosswords
- Matching (translation – img/text association – audio/text/image association)
- Listening
- Spelling
- Video lessons



Vado scuola tutti i giorni.
 La penna è tavolo.
 Stasera usciamo gli amici.
 Ho messo il libro zaino.
 Studiamo italiano due anni.
 Sara va palestra ogni lunedì.
 Ho perso l'autobus colpa del
 Marco abita un piccolo paese.
 Il gatto dorme divano.
 Giulio e Gianni sono appassionati
 Vengo Roma.

Preposizioni semplici e articolate (tema: salute)

Ciao tutti. Mi chiamo Ana Maria. La mia famiglia viene Perú, ma io sono nata Torino.

Questa mattina mi sono svegliata stanca e il mal avere la febbre.

Quindi la misuro il termometro ed infatti ce l'ho

Mi vesto e vado mio medico di base che ha lo studio vi a, il

fruttivendolo e la posta.

Il medico mi prescrive medicine comprare da

Torno casa e mi metto a letto provare a dormire dal

Dopo quattro giorni la situazione é la stessa, febbre e degli

Questa volta il medico mi scrive un'impegnativa preno del

ospedale ondata

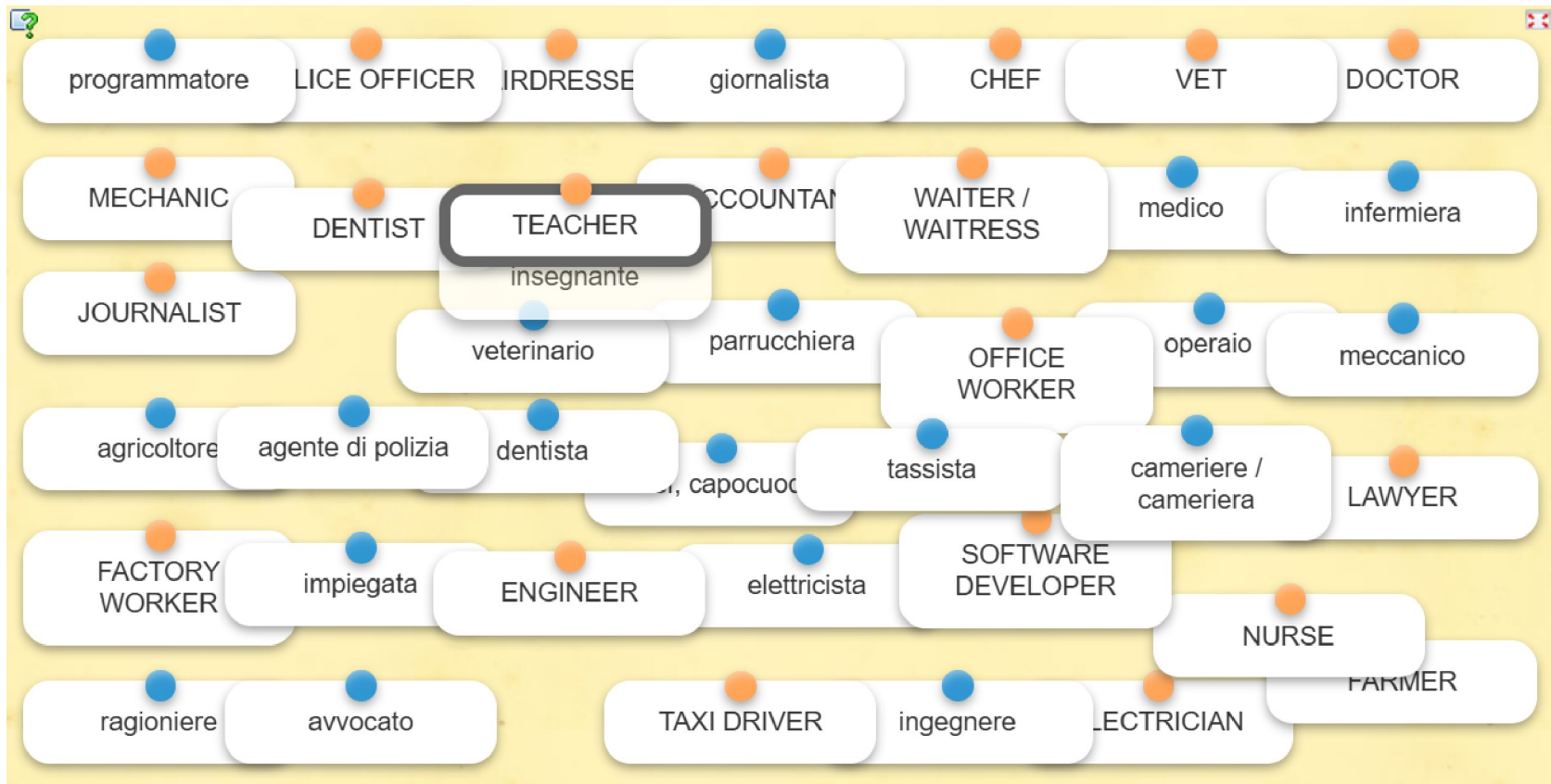
GRO TREASURE HUNT-MISSING 8C

The crossword puzzle grid is as follows:

- Clue 1:** Down, starting at row 5, column 10. The 10th cell is highlighted yellow and contains 'X'.
- Clue 2:** Down, starting at row 3, column 3. The 3rd cell is highlighted yellow and contains 'XII'.
- Clue 3:** Down, starting at row 3, column 10. The 10th cell is highlighted yellow and contains 'X'.
- Clue 4:** Across, starting at row 5, column 3. The 4th cell is highlighted yellow and contains 'II'.
- Clue 5:** Across, starting at row 6, column 6. The 9th cell is highlighted yellow and contains 'IX'.
- Clue 6:** Across, starting at row 7, column 3. The 6th cell is highlighted yellow and contains 'XI', the 7th cell contains 'I', and the 8th cell contains 'V'.

The word bank at the bottom contains the following Roman numerals: I, II, III, IV, V, VI, **B**, VII, VIII, IX, X, XI, XII, XIII.

JOBS



Freertext input ✕

👁 Example 1 👁 Example 2 👁 Example 3 ⋮ ✎ Create new App

Phrasal verbs - look

If you want to read something quickly, you look the text. i

If you don't know a word, you look it in the dictionary. i

My mum asked me to take care of my little brother, so I have to lookhim. i

I can't find my keys. I lookedthem everywhere. i

I often look on the past. i

Look.....! There's a bus coming! i

Don't lookthe sun, it's very dangerous. i

Look my new watch. Isn't it beautiful? i

Students who learn hard and plan their future, always look i


Look! I am behind you! i

✓

Multiple-Choice Quiz ✕


[Example 1](#) [Example 2](#) [Example 3](#) [...](#) [Create new App](#)

How to build confidence

 2 / 15

Confidence is like a muscle and can be trained.

true false



Audio/Video with notices ✕

👁 Example 1 👁 Example 2 👁 Example 3 ⋮ ✎ Create new App

Sunday Bloody Sunday -- U2



Task
Listen to the song and try to find the missing words in the lyrics

OK

U2 18 SINGLES

0:06/4:39

1 2 3 4 5 6 7 8

Activity

- Explore the templates available.
- Create your own activity for a topic you will be teaching...
- Share the link on our Padlet!



Padlet Arcade

A feature of Padlet that uses AI to instantly turn content into simple, interactive learning games for quick engagement.

Padlet ARCADE

What is Padlet Arcade?

- **Padlet Arcade** is a feature of Padlet that lets you quickly create simple learning games using AI.
- Turn text, topics, or files into games in seconds
- Includes quizzes, matching, flashcards, etc.
- Easy to share via link or QR code
- Great for quick engagement or revision
- Best used for short, low-prep activities rather than full lessons.

Padlet ARCADE

Homepage

Create custom learning games in under a minute

2,274,741 plays



ENTER A TOPIC

Type in a learning objective or standard to create a game.



UPLOAD A FILE

Add a PDF, document, or file and transform it into a game.



ADD A LINK

Convert the content of a website or YouTube video into a game.



All subjects



All grades



 Search games or a topic

Steps

1 | Topic

2 | Game types

3 | Game ideas

4 | Build!

Describe your game



How plants make food through photosynthesis

Select a grade



Add file



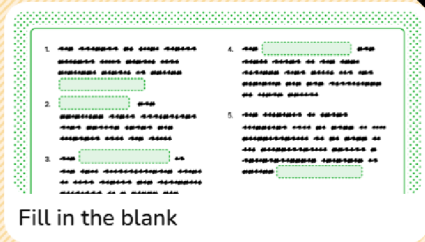


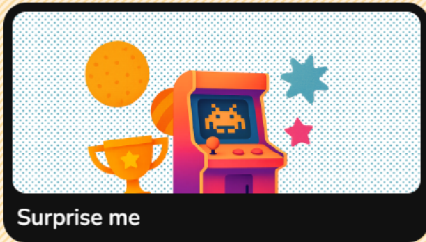
Add link

Steps

- 1
- 2 | Game types
- 3 | Game ideas
- 4 | Build!

NEXT →


Select a game type



Steps

1 2 3 | Game ideas 4 | Build!

Select a game to build




Sunlight Snack Match

Flip tiles to pair key photosynthesis partners like sunlight, water, carbon dioxide, and sugar.

Build →

Edit ✎




Leaf Lab Pairs

Match tiles that connect plant parts and photosynthesis jobs, such as leaves with trapping sunlight.

Build →

Edit ✎




Plant Food Power-Up

Turn over tiles to find photosynthesis term-and-meaning pairs that explain how plants make food.

Build →

Edit ✎



Chlorophyll Clue Hunt

Players uncover matching tiles that link important photosynthesis words to simple kid-friendly facts.

Build →

Edit ✎

Build the game directly starting from the suggested structures or change them by editing the prompt.

Padlet ARCADE

Plant food power-up, 7, Turn over tiles to find photosynthesis term-and-meaning pairs that explain how plants make food.

User's original prompt: how plants make food through photosynthesis

version 1 / current
Plant Food Power-Up

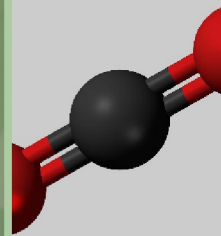
Request changes



Plant Food Power-Up

Match the term to its meaning.

Gas from the air
that plants use



Carbon Dioxide



Results

You can always edit the original prompt to request changes in the game.


When you're satisfied with the results, click on

Done editing





You can keep editing the game even after it's created



Here you can find a leaderboard of players of this game all around the world, with info about player, score, time period, attempts.



Let's wrap up yesterday's activities!





Visual wrap-up

In groups, choose some Dixit cards to help you answer these questions creatively:

What did I learn yesterday?

What ideas did I get?

How can I apply them?

Then share in plenary!

Group 1

1. Diane
2. Alexandra
3. Barbara
4. Ingvilda

Group 3

1. Irene
2. Alina
3. Anda

Group 2

1. Marjukka
2. Gheorghe, Dan
3. Eva

Group 4

1. Věra
2. Melanie
3. Krisztina

Web design

Web Design

- Web design encompasses many different skills and disciplines in the production and maintenance of websites.
- Web designers use a variety of different tools depending on what part of the production process they are involved in.



Web Design Tools

- From coding
- To complex software
- To simpler online tools
- To drag-and-drop website builder



Google Sites

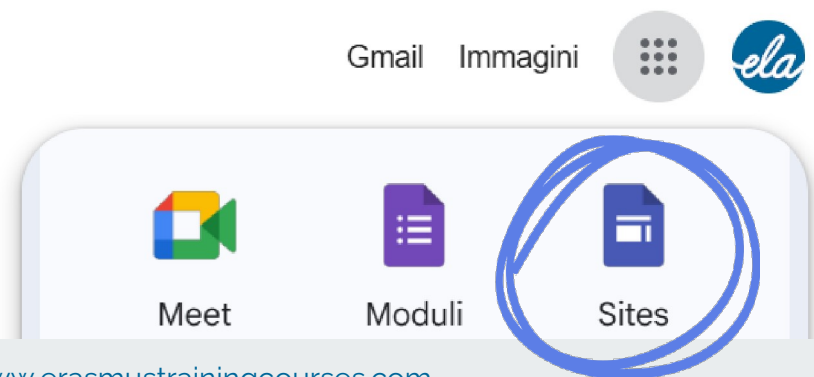


Introducing Google Sites

- Google Sites is a Google web application which allows to **build websites** easily through a Google account and **without the use of a html code**.
- It also has a **drag-and-drop** setting.
- Different people can work on a Google website at the same time.

How to access?


From Google: by clicking on the **9 dots**, a set of icons will appear.




Is it free?


- Google Sites is **completely free** with any standard Google account.
- The number of sites you can make is only limited to the **15 GB** of storage that comes with your account.

Start a new site

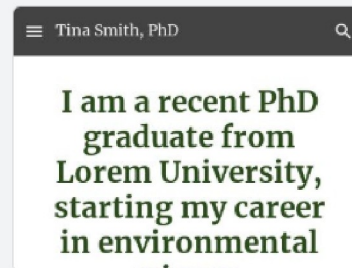
Template gallery 




Blank site



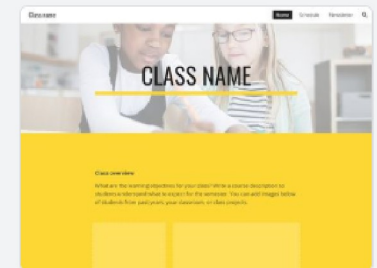
Student Portfolio



Graduates




Professors



Class

How to build the website

- You can either click on the  to start from **blank** or click on **Template gallery** and choose the one you prefer.
- Give a name to the different parts of the website (document name, site name, page title).
- Choose a layout for the different sections.
- Change the background image, the header type and the theme.
- Add and/or reorder the pages.

How to personalize the site

- By clicking on “Insert”, you can add any type of content (text, images, buttons, videos, maps...)
- You can add an announcement banner by clicking on the settings icon.
- You can add a logo on the top of the page.



Activity

- Create a website or an e-portfolio from blank or from a template
- Add a page
- Name the different parts of the website
- Change the menu
- Add content: a button linking to another page, pictures, videos, other Google documents
- Post it on Padlet


Canva for web design



Templates: Websites

Website templates

Design a beautiful website for any business, portfolio, event, organization, and more with these professionally designed, free website templates.



All Filters
Style ▾
Theme ▾
My language only
Feature ▾
Colour ▾


2,201 templates



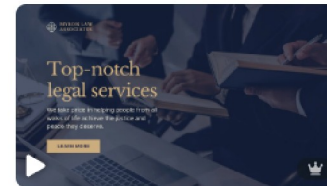
Green Organic Warm Food a...
Website by Canva Creative Studio



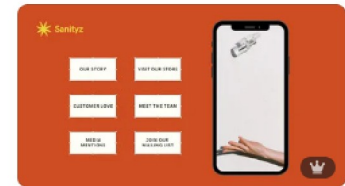
Brand Agency Portfolio We...
Website by Canva Creative Studio



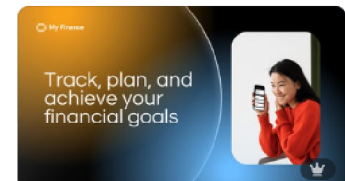
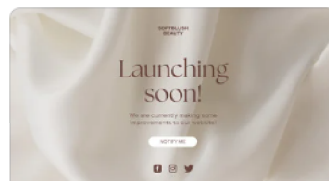

Travel Website in Blue Whit...
Website by Canva Creative Studio



Law Firm Website in Gold BL...
Website by Canva Creative Studio



Red Colorful UI Health and ...
Website by Canva Creative Studio



Templates: Websites (portoflio)



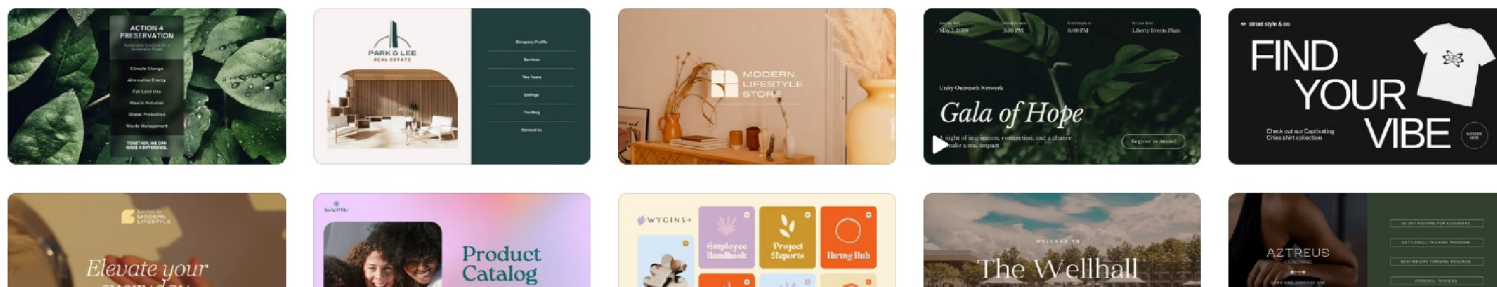
Creative Portfolio Website in Opulence Era Style

Website • 1366 × 768 px

By [Canva Creative Studio](#) [Follow](#)

[Customise this template](#) [☆](#) [⋮](#)

More like this




Templates: Websites (portoflio)




Preview Publish Website Share

Publish website




- Resize on mobile
- Include navigation menu

Website URL
socialmediaela.my.canva.site/creative-portfolio-website-in-opulence-era-style 

Publish settings >

Publish website

Try it yourself!



- Create a new website starting from blank or from a template
- Name the different parts of the website
- Change the menu by creating a hierarchy
- Add content: a button linking to another page, pictures, videos, ...

Option 1: Create a website according to your needs...

Option 2: You may create a website to share your portfolio!

