
Integrating new technologies in education




Innovation in education

- Innovation is defined as “the process of **making changes** to **something established** by introducing **something new**”
- **Education** is sometimes perceived as a sector which is **resistant to change**, while at the same time it faces a **crisis** of productivity and efficiency: innovation could help **improve the quality of education**, and provide more “*bang for the buck*” in times of budget pressures and rising demand.
- Innovation in education comes from **identifying problems, watching and learning from others** to develop new methods to address these problems, and **iterating** on them when these experiments don’t necessarily give you the results you need.





Join the debate on kialo edu

- Check your inbox and open the link you received.
- Join the discussion: enter your name and write your opinion for or against the thesis (try not to focus only on pros or only on cons).
- Add comments to other people's claims!

 Martina ⋮ ✎

Digital learning through new technologies is the future of education.

Pros  **Cons** 

Benefits of digital learning



- ✓ Flexibility & accessibility
- ✓ Personalized learning
- ✓ Cost-effective & scalable
- ✓ Global reach





Benefits of digital learning






Personalized learning experiences

- Digital learning is **customisable** as it is **learner-centred** content.
- It only takes a few clicks to quickly **edit or update** a learning platform. It is also possible to *reuse* the same course/platform for new topics.
- It uses different media: students may interact more **effectively** with the course materials, thanks to digital learning.

Today's learning trends




-  **Mobile Learning:** learning via smartphones and tablets, on-the-go access
-  **Gamification:** integrating game-like elements such as points, badges, and leaderboards to motivate learners
-  **Artificial Intelligence:** AI can personalize learning experiences by adapting content to individual learning styles and providing instant feedback
-  **Virtual and Augmented Reality:** VR and AR provide immersive learning experiences

The impact of digital learning on teachers

-  New teaching methods required.
-  Need for **digital skills & training**.
-  Greater focus on **facilitating** rather than just delivering content.



The impact of digital learning on students

-  Use of interactive tools.
-  Active participation strategies.
-  Peer collaboration through digital platforms.



The Alpha generation at a glance

Characteristics

Mobile

Global

Visual

Digital

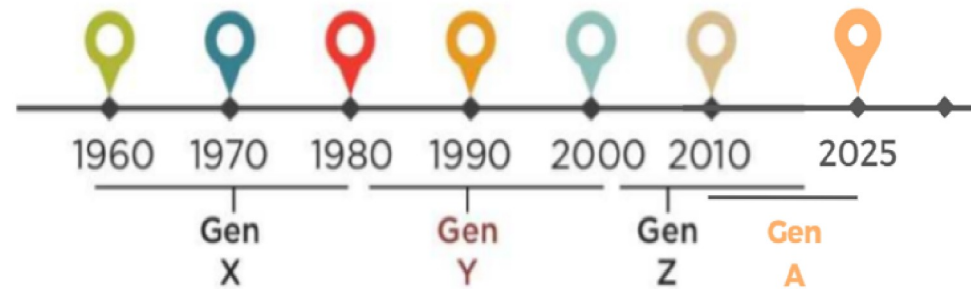
Social



Categories

Birth	From 2010	Leadership style	Inspirational
Social markers	Trump/ Brexit (2016)	Ideal leader	Co-creator
Iconic cars	Autonomous vehicles	Learning style	Virtual
Iconic toys	Fidget spinner	Influence/ Advice	Chatbots
Musical devices	Smart speakers	Marketing	In situ (in real time)

Source: McCrindle.



Characteristics of gen Alpha



First generation fully born in the digital 21st century

- They never experienced a world without high-speed internet
- Technology is **natural** to them, not something to learn
- They prefer **touch, voice, visual interfaces** over texts or manuals

Characteristics of gen Alpha



Raised with smartphones, tablets, AI, streaming, gaming platforms

- They are comfortable in using these tools like **AI tutors, adaptive learning apps, gamified platforms for creation, design, storytelling, coding, content**
- They see technology as a **space to build**, not only consume
- They expect learning to be **interactive, personalized, and instant**
- They prefer **video, visuals, hands-on and simulation-based learning**
- They are more likely to **self-learn online** rather than wait for instruction

Characteristics of gen Alpha



Highly influenced by global events and rapid tech change

- Global-minded, they value diversity and collaboration
- Used to communicating through **digital platforms**, emojis, voice notes, memes
- Social skills can develop differently: **shorter attention + perceived ability to multitask**

Challenges faced by gen Alpha

- **Reduced attention span and concentration.** As they are used to using several screens at once and quickly scanning information, their attention span and concentration is impaired.
- **Less time for socialising.** Spending much of the day online, both inside and outside the home, reduces the time for learning, playing and socialising in more traditional ways. In fact, much of socialisation is transferred to social networks.
- **Less development of creativity and imagination.** Without questioning the skills that gen Alpha will acquire thanks to new technologies, it should be stressed that as the use of physical toys is reduced, the development of imagination and creativity will suffer.
- **Reduced ability to achieve happiness.** As psychologist Jean M. Twenge notes in her book *iGen*, there is a “link between the rise of smartphones and social media and the increase in depression, anxiety and loneliness in today's youth”.

Challenges of dealing with *Digital Natives*

Generation gap: *Digital Natives VS Digital Immigrants*

→ cognitive differences, prejudice and skepticism


Reality mismatch: *daily life interaction VS screen*

→ traditional school settings can be deceiving and demoralizing for digital natives



Know your students!

Deep knowledge of your target group is the **key** to create a successful motivational learning design.



Let's dive into some tools!


Virtual whiteboards and collaborative spaces

Padlet

A versatile tool for collaboration & whiteboard




Our **collaborative board** for the week



Let's meet Padlet!

- Join the Padlet Sandbox 😊
- Reply to the guided questions and explore the platform!



Padlet

- One of the **most popular educational apps online**
- **Freemium** model: free basic features, paid upgrades for advanced options.
- Accessible on **web and mobile devices** (iOS and Android)



Why is it so popular?

- **Main idea:** A collaborative space where anyone can publish content, either individually or together.
- The blank area is called a “**wall.**”
- Includes tools to add **multimedia content** such as text, images, videos, audio files, and links.
- Can also be used as a **presentation tool.**

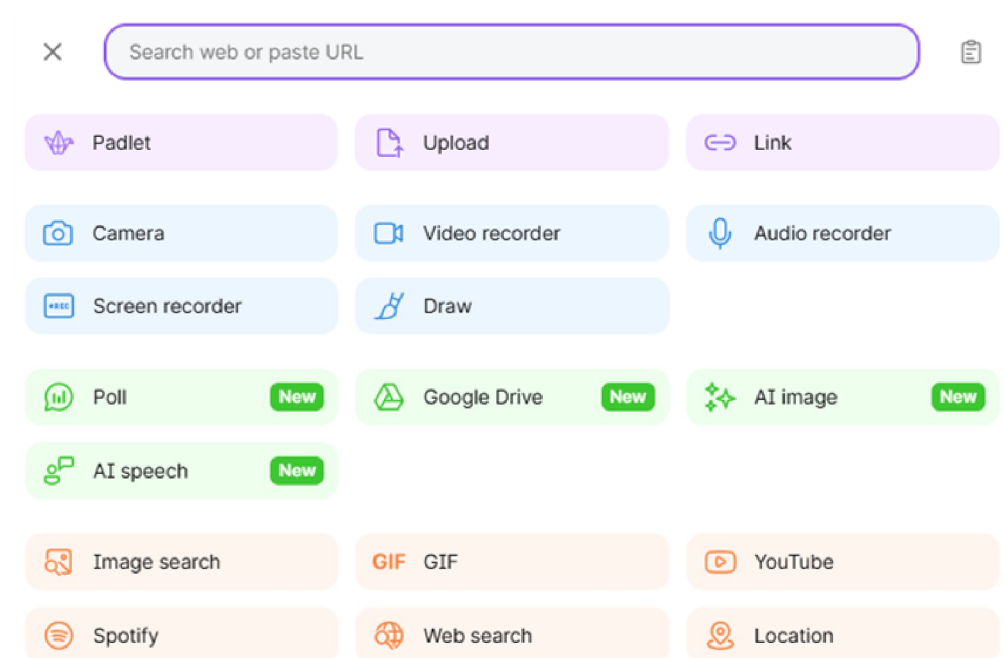


Padlet +Δ : An AI teaching assistant that helps create lessons, activities, and classroom resources.



What you can insert

- Upload pictures, videos, audio
- Insert links and gifs
- Draw
- Insert text
- Sticky notes
- Shapes
- Poll
- **Generate with AI**




Simplicity & Versatility


- **Extremely easy to use:** Requires no long learning period—get started right away.
- **Highly versatile:** Supports a wide range of web publishing formats, including learning diaries, event documentation, resource sharing, research, reports, articles, collaborative writing, formative assessments, lessons, topic presentations, brainstorming, and much more.



To get started:

Make a padlet

 Import from Flip

 Import from Jamboard

Blank board


Wall, Canvas, Timeline, Grid, Stream, Map



Blank sandbox


Draw, create, and play in real-time with others


[See examples](#)





AI recipes BETA


 Discussion board New


 Class activity creator New

 Lesson plan


 Ideas for class activities


 Timeline of events

 Reading list

 Map of historical events

 Assessment polls

 Rubric

 Custom board

Padlet: Sandbox



My first sandbox Draw / Play

Welcome to your first **SANDBOX**

Here, you can create pretty much anything...

- Write some text**
Be bold and mighty forces will come to your aid.
- Draw something that makes you smile**

- Add a video**
Click here to learn all about sandbox from our CEO

- Link to a website**
Adventure to the Fairy Pools
By Heidi
Padlet - collin palmer
Click here to see beautiful sandbox examples
- Upload an image**

- Quickly add a note**
Hi! My name is Heidi
Go to the next card to try it yourself!

3 Three things you learned in today's lesson

2 Two things you want to learn more about

1 One question you still have about the lesson



INSTRUCTIONS:

- 1) Take a photo of a page in your book.
- 2) Highlight and annotate the following:
 - yellow = text - self connection
 - blue = text - text connection
 - purple = text - word connection



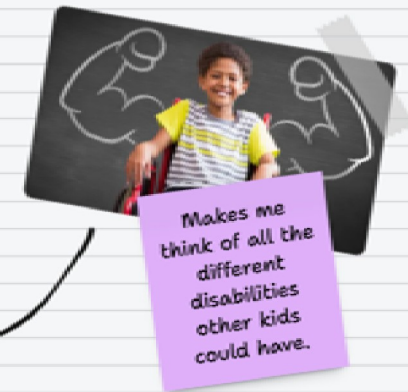
I know I'm not an ordinary ten-year-old kid. I mean, sure, I do ordinary things. I eat ice cream. I ride my bike. I play ball. I have an Xbox. Stuff like that makes me ordinary. I guess. And I feel ordinary. Inside. But I know ordinary kids don't make other ordinary kids run away screaming in playgrounds. I know ordinary kids don't get stared at wherever they go.

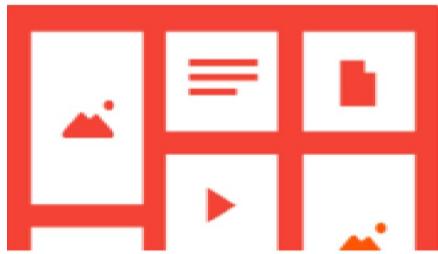
If I found a magic lamp and I could have one wish, I would wish that I had a normal face that no one ever noticed at all. I would wish that I could walk down the street without people seeing me and then doing that look-away thing. Here's what I think: the only reason I'm not ordinary is that no one else sees me that way.

But I'm kind of used to how I look by now. I know how to pretend I don't see the faces people make. We've all gotten pretty good at that sort of thing: me, Mom and Dad, Via. Actually, I take that back: Via's not so good at it. She can get really annoyed when people do something rude. Like, for instance, one time in the playground some older kids made some noises. I don't even know what the noises were exactly because I didn't hear them myself, but Via heard and she just started yelling at the kids. That's the way she is. I'm not that way.

Via doesn't see me as ordinary. She says she does, but if I were ordinary, she wouldn't feel like she needs to protect me as much. And Mom and Dad don't see me as ordinary, either. They see me as extraordinary. I think the only person in the world who realizes how ordinary I am is me.

My name is August, by the way. I won't describe what I look like. Whatever you're thinking, it's probably worse.





Wall PREVIEW

Pack content in a brick-like layout.

SELECT



Stream PREVIEW

Streamline content in an easy to read, top-to-bottom feed.

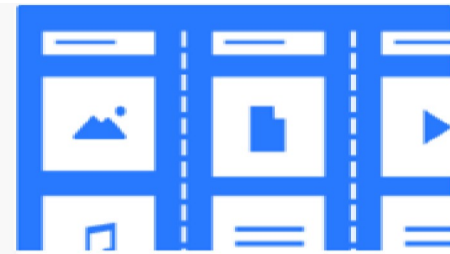
SELECT



Grid PREVIEW

Arrange content in rows of boxes.

SELECT



Shelf PREVIEW

Stack content in a series of columns.

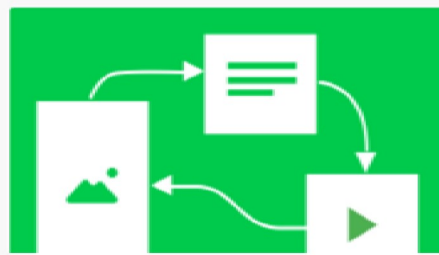
SELECT



Map PREVIEW

Add content to points on a map.

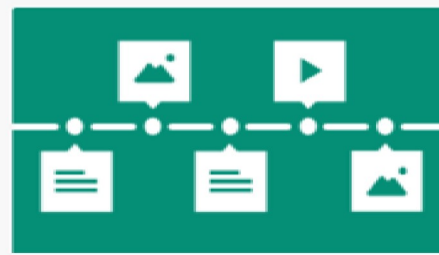
SELECT



Canvas PREVIEW

Scatter, group, and connect content in any way.

SELECT



Timeline PREVIEW

Place content along a horizontal line.

SELECT

Start from a
BLANK BOARD
and choose a format



Examples


- A Padlet used for [expressing Emotions](#) (Wall)
- A Padlet used for a [Photo contest](#) (Wall)
- A Padlet used as a [blog](#) (Stream)
- A Padlet used for giving [guidelines for an activity and asking learners to post their results](#) (Shelf)
- A padlet used as a [map](#) to share culture
- A Padlet for [groupwork](#) and tracking progress
- A Padlet for [literature](#)
- A Padlet as [course syllabus](#)
- A Padlet for [presenting/revising concepts](#)
- A Padlet for [creative writing](#)



What you can do

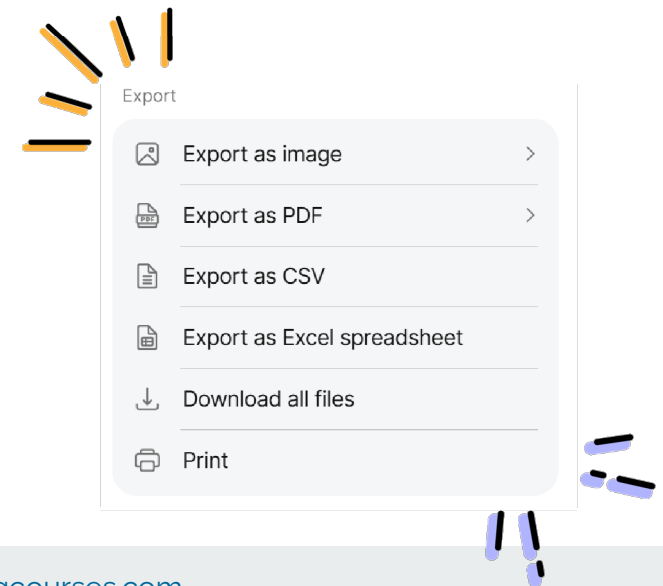
Create your own Padlet

- Fully manage your Padlet, posting any type and number of content
- Invite others to view or contribute

 **Limit:** You can only create 3 Padlets at a time

Join others' Padlets

- No limits on participation
- Collaborate in shared spaces





AI features integrated to Padlet



Magic Padlet: AI-Powered Content Creation

Generate classroom content tailored to your subject, grade level, and needs. Create lesson plans, timelines, reading lists, activities, assessments, and more.

 *Magic Padlet is a teacher's ideal creative collaborator!* 

Magic Padlet

Select **Make a padlet** from your dashboard, you'll see this section:

AI recipes BETA




Discussion board

New



Class activity creator

New



Lesson plan



Timeline of events



Reading list



Map of historical events



Rubric



Custom board



Create with AI
Reading list ▾

BETA



Create a custom list of reading materials for your class. Provide specific details for a more personalized list.

Subject

Social Studies

Grade

- K
- 1
- 2
- 3
- 4
- 5
- 6
- 7
- 8
- 9
- 10**
- 11
- 12
- Higher Ed.

Topic or theme

Orientalism

Reading level

- Basic
- Intermediate**
- Advanced

Additional details Optional

- 1) Fiction readings that display the existence of Orientalism (e.g. The Tempest, Jane Eyre)
- 2) Essays about Orientalism (e.g. Said's Orientalism)

Select one of the formats
e.g. Reading list

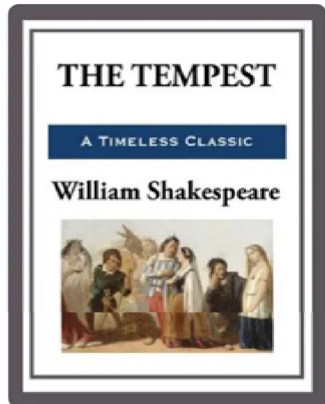
Martina Scalici • 1m

Orientalism Reading List - Grade 10 Social Studies

A comprehensive collection of fiction and non-fiction works exploring the concept of Orientalism for intermediate level readers

Fiction Works Displaying Orientalism

The Tempest



Shakespeare's final play features Caliban, a colonized subject representing the 'exotic other.' The relationship between Prospero and Caliban exemplifies colonial attitudes and the construction of the Orient as savage and uncivilized.

Author
William Shakespeare

Jane Eyre




CHARLOTTE BRONTË
Jane Eyre

Brontë's novel contains clear Orientalist themes through the character of Bertha Mason, Rochester's 'mad' Creole wife from the West Indies, representing the dangerous and exotic Other that must be contained.

Author
Charlotte Brontë

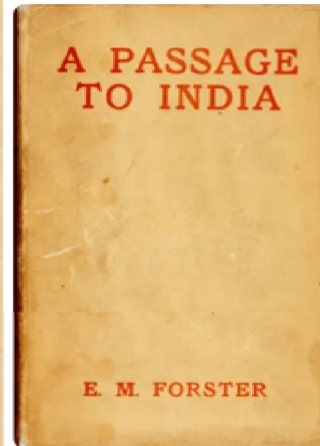
Kim



Set in British India, this novel embodies imperial attitudes and Orientalist perspectives, depicting India through Western eyes as mysterious, spiritual, and requiring British guidance and control.

Author
Rudyard Kipling

A Passage to India



While critical of imperialism, Forster's novel still reflects Orientalist assumptions about India as unknowable and mystical, exploring the cultural misunderstandings between British colonizers and Indians.

Author
E.M. Forster

Result
e.g. Reading list

Now you can edit it as you like!

Tips

Before:

Prompt suggestion: Use the “additional details” field to add specific instructions, such as standards alignment or class duration.

After:

The generated lesson plan serves as a strong starting point for teachers to refine and complete the final version.



Other formats



Browse the templates [here](#)

- Lesson Plan
- Custom board
- Assessment polls
- Classroom activities list
- Reading list
- Timeline of events
- Map of historical events

Template: Foreign language practice

Podlet

Professor Crane • 12 • 8mo

Spanish practice: text response
Write your answers under each column.

X Translate to English (US) 🔍

Question 1	Question 2	Question 3	Question 4	Question 5
<p>Question 1</p> <p>¿Cómo te llamas? La respuesta de los estudiantes debe ser escrita en oraciones completas, con gramática adecuada y acentos.</p> <p>Ethan a year ago Me llamo Ethan.</p> <p>Jason a year ago Mi nombre es Jason.</p> <p>Aiden a year ago Me llamo Aiden.</p> <p>Samantha a year ago Me llamo Samantha.</p> <p>Natalie a year ago Me llamo Natalie.</p>	<p>Question 2</p> <p>¿Cuántos años tienes? La respuesta de los estudiantes debe ser escrita en oraciones completas, con gramática adecuada y acentos.</p> <p>Natalie a year ago Tengo catorce años.</p> <p>Aiden a year ago Soy mayor, tengo quince años.</p> <p>Ethan a year ago Tengo doce años.</p> <p>María a year ago Tengo trece años.</p> <p>Max a year ago Soy menor, tengo once años.</p>	<p>Question 3</p> <p>¿Dónde vives? La respuesta de los estudiantes debe ser escrita en oraciones completas, con gramática adecuada y acentos.</p> <p>Jason a year ago Vivo en Massachusetts.</p> <p>Jason a year ago Soy de New York.</p> <p>Lucas a year ago Vivo en Boston.</p> <p>Jason a year ago Vivo en Marlboro.</p> <p>Ethan a year ago Soy de North Carolina.</p>	<p>Question 4</p> <p>¿Qué te gusta hacer en tu tiempo libre? La respuesta de los estudiantes debe ser escrita en oraciones completas, con gramática adecuada y acentos.</p> <p>Ryan a year ago Me gusta leer libros.</p> <p>Aiden a year ago Me gusta nadar en la piscina.</p> <p>Ethan a year ago Disfruto jugando al ajedrez.</p> <p>Samantha a year ago Me gusta tocar la guitarra.</p> <p>Isabel a year ago Me encanta ver películas.</p>	<p>Question 5</p> <p>¿Cómo estás hoy? La respuesta de los estudiantes debe ser escrita en oraciones completas, con gramática adecuada y acentos.</p> <p>Jason a year ago Estoy muy feliz hoy.</p> <p>Ethan a year ago Me siento un poco cansado.</p> <p>Jason a year ago Estoy emocionado por el fin de semana.</p> <p>Ethan a year ago Me encuentro bien, gracias.</p> <p>Chloe a year ago Estoy un poco nervioso por el</p>

Template: Vocabulary list

Podlet

Professor Crane • 1yr

English lit vocabulary list

Ambiguous

Definition
Open to more than one interpretation; not having one obvious meaning.

Example
The ending of the story was ambiguous; readers had to decide for themselves what happened.

Juxtapose

Definition
To place or deal with close together for contrasting effect.

Example
The reality clearly shows a cultural mosaic where different cultural groups have found an environmen

Quintessential

Definition
Representing the most perfect or typical example of a quality or class.

Example
This is a quintessential dish from Italy, especially from the Romagna region.

Ephemeral

Definition
Lasting for a very short time.

Example
The beauty of the aurora borealis, also known as northern lights, is ephemeral; it's a fleeting, sho

Disparate

Definition
Essentially different in kind; not allowing comparison.

Example
They inhabit such disparate worlds that when they meet, it's a culture shock.

Loquacious

Definition
Tending to talk a great deal; talkative.

Example
Her loquacious nature ensured that she always dominated the conversation.

Malleable

Definition
Easily influenced; pliable.

Example
The metal was malleable and could be shaped into thin sheets without breaking.

Serendipity

Definition
The occurrence and development of events by chance in a happy or beneficial way.

Example
You might say this is serendipity, but you really have to make these things happen.

Nefarious

Definition
Wicked or criminal (typically of an action or activity).

Example
The villain's nefarious plan was to take over the city using his army of robots.

Pernicious

Definition
Having a harmful effect, especially in a gradual or subtle way.

Example
The pernicious influence of these drugs has caused many to suffer.

Ubiquitous

Definition
Present, appearing, or found everywhere.

Example
With the rise of smartphones, technology has become ubiquitous in our daily lives.

Zealous

Definition
Having or showing great energy or enthusiasm in pursuit of a cause or an objective.

Example
She was a zealous advocate for animal rights, dedicating her time and resources.

Attiva Windows
Passa a Impostazioni per attivare Windows.

Template: Character sheet


Podlet

Professor Crane • 1yr

Character sheet: Sherlock Holmes

Basic info

Sherlock Holmes




- Age: Mid-30s
- Occupation: Consulting Detective
- Nationality: British
- Residence: 221B Baker Street, London

Backstory

Early Life

Displayed extraordinary observation and deduction skills from a young age, had a relatively isolated childhood

Academic Background



Excelled in studies, particularly in chemistry and forensics; details of university life are largely unexplored


Fictional history

Creator: Sir Arthur Conan Doyle
First Appearance: "A Study in Scarlet" (1887)

Nemesis: Professor James Moriarty


Likes

Enjoys smoking his pipe while contemplating cases




Has a deep appreciation for music, particularly classical; often plays the violin

Appreciates the loyalty and companionship of Dr. Watson




Dislikes

Detests boredom and inactivity



Dislikes the predictable and mundane


Has little patience for incompetence, particularly in law enforcement




Dislikes being in the public eye or receiving undue attention for his work

Traits

Highly intelligent with exceptional deductive reasoning skills




Observant to the point of being able to deduce intricate details about a person's life from mere observations



Eccentric in habits and

Padlet from the teacher's side

Activity



- **Go to Padlet and create an account**
- **Create a Padlet** according to your subject, a topic you are interested in for your class
- If you already had an account, try a layout that is new for you!
- Give title and description, personalize wallpaper, font style, and choose an icon
- Share the link to our Padlet 😊

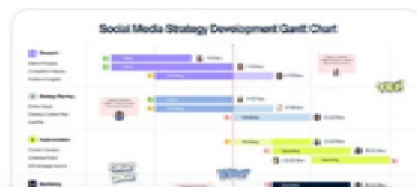
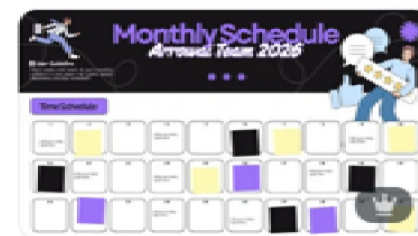
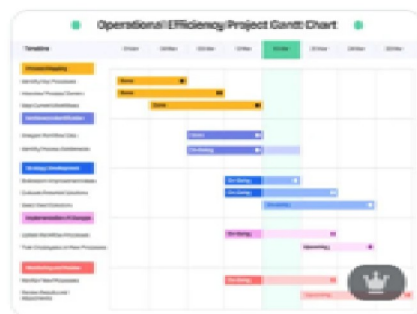

Canva Whiteboard



Use Canva to create collaborative whiteboards; choose among many templates...

Whiteboard templates

See all



Canva Tips



Essential shortcuts

Sticky notes

Select S to create sticky notes.

You can sort sticky notes by topic, color, name, and reaction.

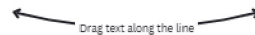
Use Magic Write to create a summary of your notes.



Lines

Select L to generate lines.

Select lines to edit their style or select twice to add text.



Shapes

Select C to generate a circle.

Select R to generate a rectangle.



Magic commands

Design with /Magic commands.

Type / (forward slash) and search for whatever you need - emojis, charts, even a timer!



Helpful features

Elements tab

You can also access sticky notes, lines, shapes, charts, tables, and more from the Elements tab.



Elements

Draw tool

Select Draw to access drawing tools and much more.



Draw

Embedded content

Embed videos, presentations, and more. Just directly paste their links onto the template.




Copy Link

Real-time collaboration


Select + plus to add people so you can work together simultaneously!

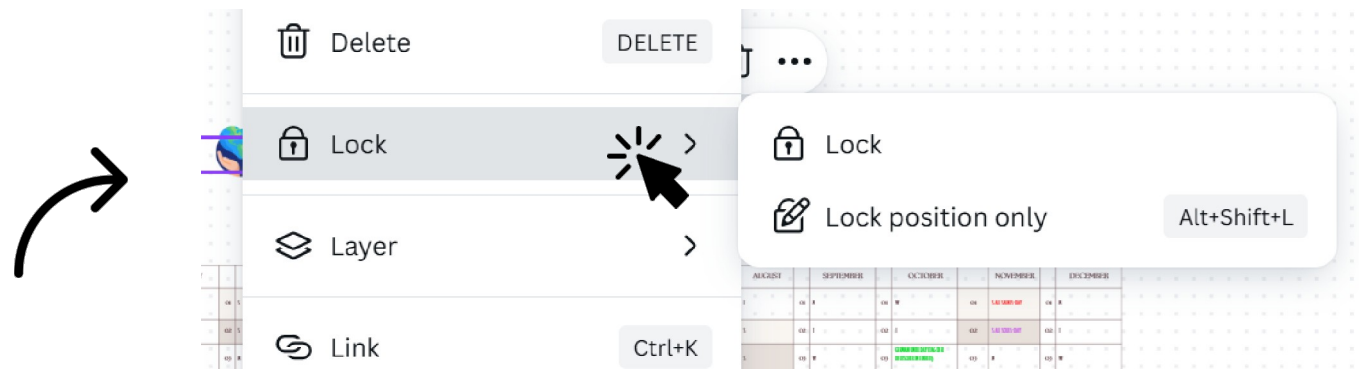


Give access to your students...

 Anyone with the link
Must have link to access

Can edit

 Copy link



...but lock the elements you don't want to be moved!

Canva Whiteboard from the teacher's side

Activity



- **Go to Canva and create an account**
- **Create a whiteboard** according to your subject, a topic you are interested in for your class, an activity, ...
- **Share the link to our Padlet** 😊

Kialo

A tool for digital debates



kialo edu

The philosophy of Kialo

“One of the most important skills a human could have is being able to critically reason and evaluate things. What are the pros and cons of something? Can you engage with somebody else who has a different opinion?”

Errikos Pitsos, Kialo founder



The philosophy of Kialo

An environment that fosters dialogue, rational debate and communication through arguments/points

Fighting → **Reasoning**
Yelling → **Arguing**



kialo edu

Kialo - Features

Kialo allows to:

- Engage in in-depth discussions, understand different viewpoints, cooperate to decisions
- Create arguments around small or big issues
- Explore different aspects of a controversy and build a consensus around a theme
- Delve into constructive discussions, sharing ideas, doubts and creating in-depth analysis



Kialo - Goals

Use Kialo:

- To help students **get to the core of the issues** they're discussing
- To put their **knowledge** into **action**
- To sharpen their **critical reasoning skills**
- To **demonstrate** their understanding
- To engage **constructively** with each other



What can you use Kialo for?

- Host classroom debates – Speaking/writing session
- Assess learning – instead of an Essay or as a basis for one
- Share knowledge



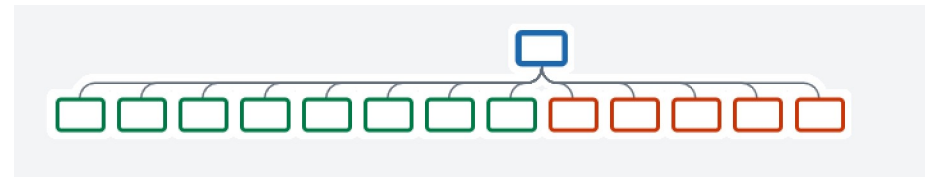
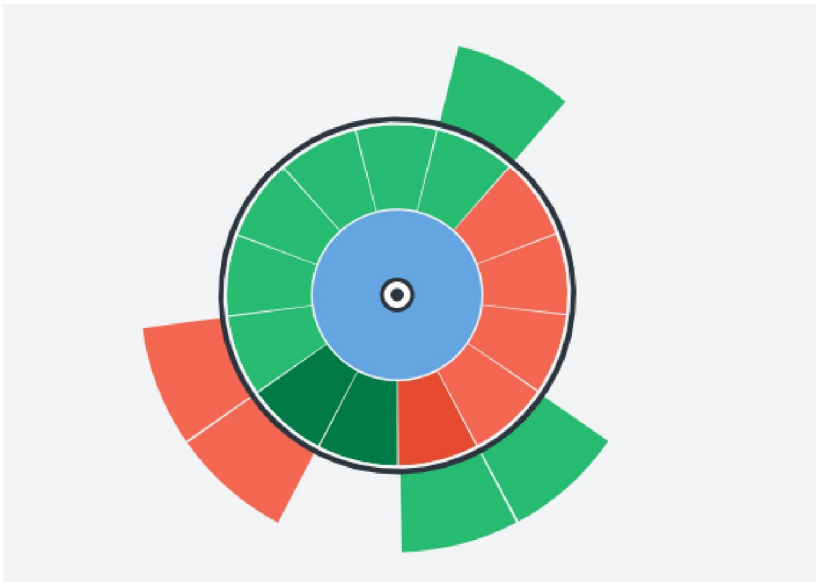
How does Kialo work?

Explore complex issues

With Kialo, discussions and debates are clearly visualized as an interactive tree of pro and con arguments. At the top of every discussion is the **thesis**, which is supported or challenged by **pro** and **con** claims. Each one of these claims can in turn branch into subsequent claims that support or challenge them.



Example of the tree structure





Voting should be compulsory for all adults.

Pros



Cons



Compulsory voting would increase interest in politics.

Forcing people to vote violates their personal freedom.



If everyone voted, governments would better represent the people.

Making voting compulsory would cost time and money.



By writing **pros** and **cons** below each others' points, students create an interactive discussion map.

Voting should be compulsory for all adults.

Forcing people to vote violates
their personal freedom.

Pros



Cons



People should have a right to abstain
from voting in elections.



Some sacrifices to personal freedom
needed in a democracy.



By writing **pros** and **cons** below each others' points, students
create an interactive discussion map.

How to get started



Dive right into a deep discussion with Topic Templates!

Browse Kialo's extensive library of classroom debate and argumentative essay topics. Each template comes with background info and prompts, so you can get discussing straight away!

How does Kialo work?

Start a discussion

New discussions are **private** and can only be seen by those you choose to share them with. To start a discussion with your students, simply write a brief description and a thesis (or theses). Share the discussion with your whole class, or divide students into smaller groups.



How does Kialo work?

Collaborate with your students

Each claim has a comment section underneath that allows you to give students feedback, suggest improvements, and ask questions without cluttering the surface of the discussion. Similarly, students can easily collaborate with each other to improve their arguments, examples, and phrasing.



How does Kialo work?

Create teams for your classes

You can set up teams for each of your classes to easily share and organize the content you want your students to see.



Setting up an Assignment in Kialo

1. **Create a discussion.** You can either Create a Discussion from **scratch** or **Clone** an existing one.
2. **Enter any assignment information.** The Background Info can be used to outline the assignment, give your students background information or provide additional resources.
3. **Add starter claims, if applicable.** Depending on the assignment, the debate can be left blank, or “starter claims” can be added prior to inviting students.
4. **Add students to the discussion.** You can invite students individually by user name, or if you have added them to a Team, you can invite the whole team. Alternatively, you can create a Participant Invite Link and give it to students, which allows them to add themselves as writers. Make sure to give students a **Role** that gives them the permissions best suited to your assignment.

Roles

- **Owner** (creator of the discussion, same rights as the Admin)
- **Admin** (modify the discussion settings, change the roles of other users, invite new members, accept or send back suggested claims/comments)
- **Editor** (edit, move, and delete all claims in a discussion, mark a claim for review)
- **Writer** (to create, move, edit or delete their own claims, comment on any claim, use the discussion chat)
- **Viewer** (suggest a claim, suggest a comment)



Giving additional feedback

Once the assignment is set up, step back and watch students complete the assignment in real-time! If additional feedback is needed during the assignment, use the following tools to guide your students.

- **Mark a Claim for Review** (Duplicate claim, Vulgar/abusive, Unclear, Unsupported, Not a claim, Unrelated, More than one claim, Move elsewhere)
- **Discussion chat** (plan the discussion, consider structural changes, coordinate workload, share resources, ask questions)
- **Comment on a claim**

Tips for Grading Kialo Assignments

When grading group assignments, a good place to start is the Info/Stats/Topology tab. This displays how many claims, contributions (any action including comments and edits), and votes each participant made.

Participants	Claims	Contributions	Votes
 Harry	32	50	22
 Sarah	26	44	30
 Alison	22	29	38
 Alex	19	28	28
 Fred	16	26	25

Tips for Grading Kialo Assignments

- When the primary goal of your assignment is simply for students to actively participate, it will often be sufficient to quickly look through the contributions made by each student.
- The **Teacher Feedback** feature allows you to leave feedback on claims for students and can be released at a later date to just the student(s) who made the relevant claims. Particularly useful when formally grading an assignment.
- The marking, commenting, and voting features can all be adapted to providing quick and specific feedback to students.

Tips for Grading Kialo Assignments

- When voting on a discussion is part of the assignment, you can use the **Perspectives** feature to see how each student voted, and the **Discussion Activity List** to see which claims specific students have or haven't yet voted on.
- When grading assignments where the way students collaborated is a key criterion, the **Discussion Activity List** gives useful insight into how the discussion evolved and changed over time.
- If your learning objectives include a focus on revision, it can be helpful to have the students upload a summary and analysis of their own work, including examples of the claims they are proudest of and analysis of the main difficulties they encountered. This is both a useful exercise in reflection for students and a useful aide in grading a student's participation.

Kialo from the user point of view

- Create an account on <https://www.kialo-edu.com>
- Create your discussion (Thesis)
- Share the link in our Padlet

